




Complete a Purchase on Store.IntelligoHub.org

1. Go to Store.IntelligoHub.org and login using your AHA account.



American Heart Association.
Intelligo
Professional Education Hub™

[Sign in](#) | [Sign up](#)   (0)

[Portfolios](#) ▾ [Premium Courses](#) ▾ [Subscriptions](#) ▾ [Course Cards](#)

Sign In or Create an Account

* indicates a required field

Sign In

Username / Email:*

Password:*

[Forgot Password ?](#)

[Password long? Hard to type?](#)








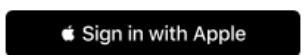
Remember me

[Sign In](#)

New User ?

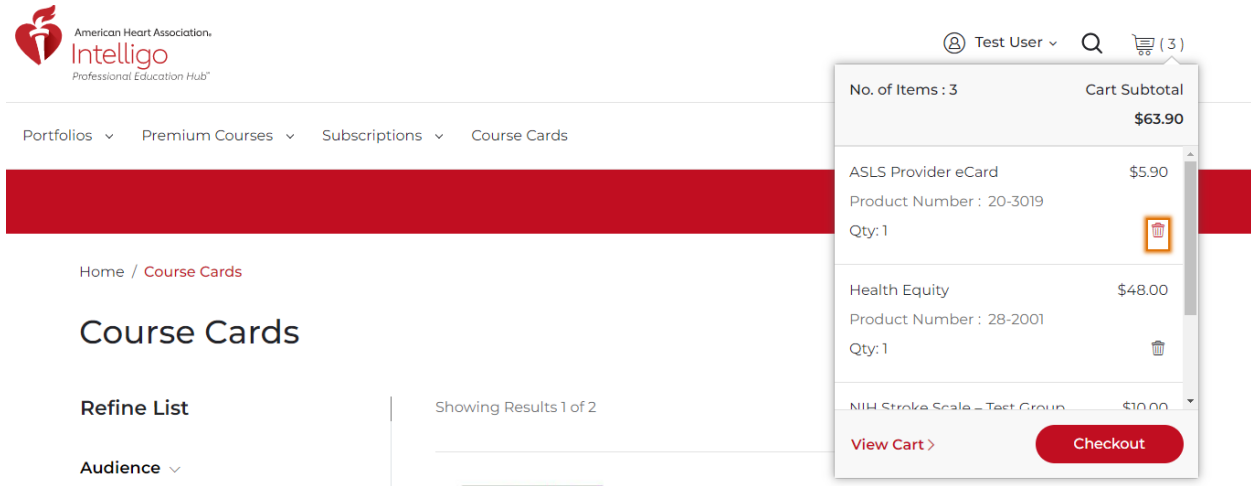
[Create an account](#)

Or sign in with your social accounts:

2. After you've added items to your shopping cart, click the shopping cart icon.

3. Click the Checkout button.



Home / Course Cards

Course Cards

Refine List

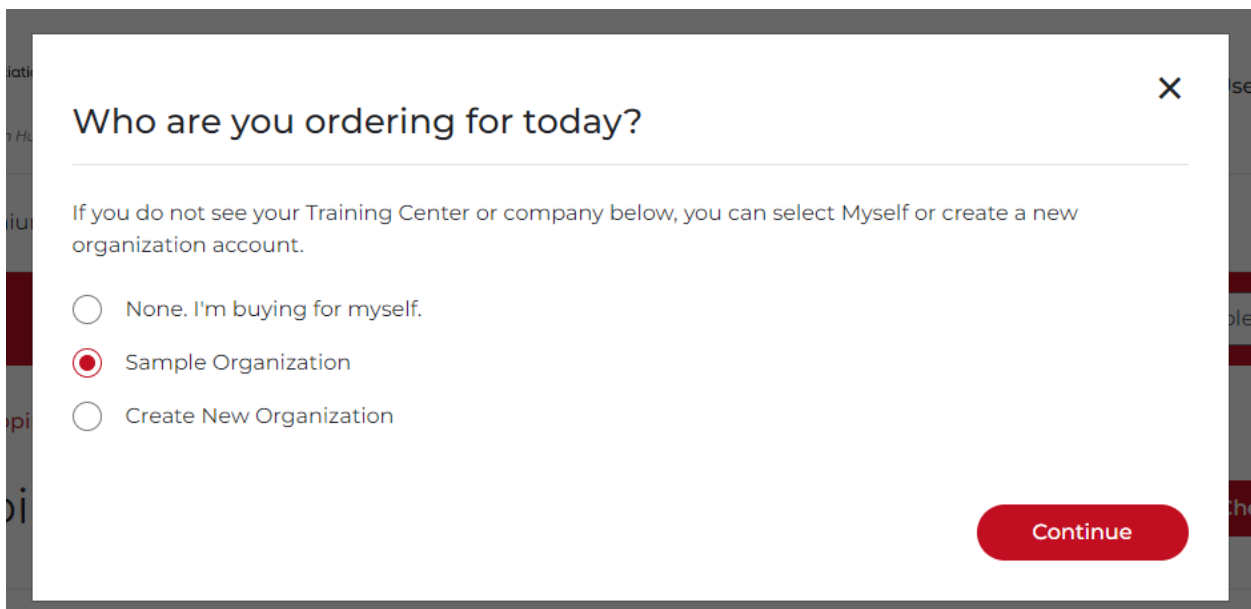
Audience ▾

Showing Results 1 of 2

No. of Items : 3	Cart Subtotal
	\$63.90
ASLS Provider eCard Product Number : 20-3019 Qty: 1	\$5.90
Health Equity Product Number : 28-2001 Qty: 1	\$48.00
NIH Stroke Scale - Test Group	\$10.00

[View Cart >](#) [Checkout](#)

4. Confirm who you are purchasing products for in this order (yourself or an organization).



Who are you ordering for today?

If you do not see your Training Center or company below, you can select Myself or create a new organization account.

None. I'm buying for myself.

Sample Organization

Create New Organization

[Continue](#)



5. Enter your Security ID (required when purchasing eCards).

[Home](#) / [Checkout](#)

Please enter a valid Security ID to continue


[Checkout](#)

The products below require a Training Center security ID to purchase. Please enter your Training Center security ID or remove these items from your cart.

Security ID*


Payment Summary

3 Product(s)	\$63.90
Taxes	TBD
Grand Total	\$63.90



1 X ASLS Provider eCard \$5.90

Product Number : 20-3019



[Back to Shopping Cart](#)


[Checkout](#)

6. Select or Enter your License Manager Purchase Code.

Purchase Code


The products below will be automatically fulfilled to your Intelligo License Manager. Please confirm or enter your License Manager Purchase Code. If you do not have a License Manager Purchase Code please call [Customer Support](#).


Purchase Code



NIH Stroke Scale – Test Group C \$10.00


Product Number : 28-1036





Health Equity \$48.00

Product Number : 28-2001



[Continue](#)

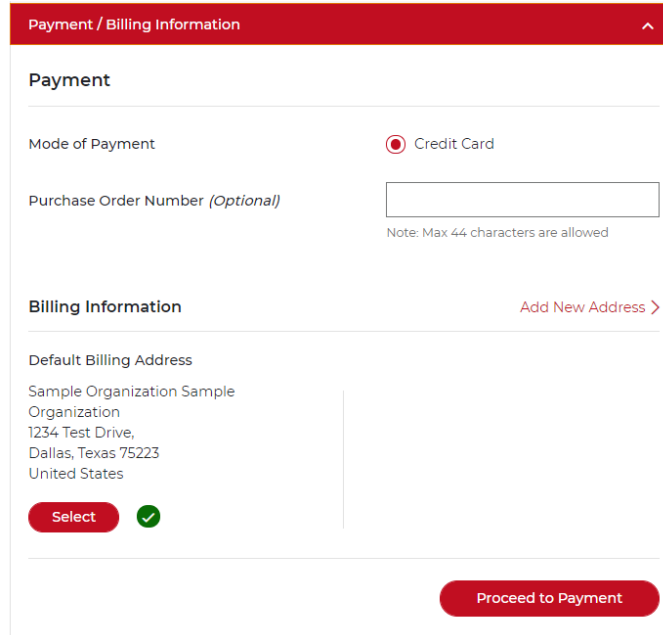
Payment Summary

2 Product(s)	\$58.00
Taxes	\$3.83
Grand Total	\$61.83

[Enter Discount Code >](#)

7. Confirm your mode of payment and billing address.

Note: On this step, you can enter a Purchase Order number for your reference.



The screenshot shows a web form titled "Payment / Billing Information". It is divided into two main sections: "Payment" and "Billing Information".

Payment Section:

- Mode of Payment:** A radio button is selected for "Credit Card".
- Purchase Order Number (Optional):** A text input field is present, with a note below it stating "Note: Max 44 characters are allowed".

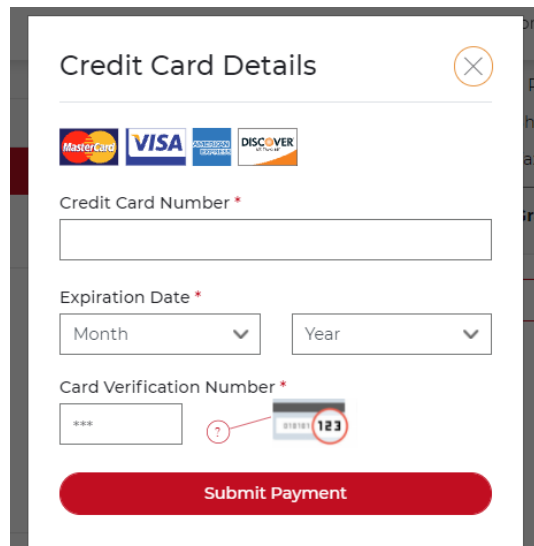
Billing Information Section:

- Default Billing Address:** A list of addresses is shown. The first address is selected and marked with a green checkmark:
Sample Organization Sample
Organization
1234 Test Drive,
Dallas, Texas 75223
United States
- A "Select" button is located below the address list.
- An "Add New Address >" link is visible in the top right of this section.

A red "Proceed to Payment" button is located at the bottom right of the form.

8. If you are paying by credit card, enter your credit card information.

Note: If your organization has been approved for invoicing, you'll also see that option in addition to the option to pay by credit card.



The screenshot shows a "Credit Card Details" form. It includes the following fields and elements:

- Logos:** Logos for MasterCard, VISA, American Express, and DISCOVER are displayed at the top.
- Credit Card Number *:** A text input field.
- Expiration Date *:** Two dropdown menus for "Month" and "Year".
- Card Verification Number *:** A text input field with a red circle and question mark icon next to it. A small image of a credit card with the number "123" is shown to the right.
- Submit Payment:** A red button at the bottom.

9. You will receive a confirmation notice once your order has been placed.