

How Do I Become an AHA Instructor?

If you are interested in becoming an Instructor you must have a provider card in the discipline you are interested in instructing. This means you have completed your provider training and obtained your eCard, which is your Proof of Completion. This guide walks you through an overview of how to become an Instructor from start to finish. For steps listed below with multiple options, please consult your Training Center (TC) or Training Site (TS) for guidance.

STEP 1 Find a TC

Go to [Atlas.heart.org](https://atlas.heart.org) to find a TC near you to ask if they are accepting new instructor candidates. The TC will provide guidance on the steps you need to complete including required paperwork.

STEP 2 Register in Atlas

Once the TC agrees to do your Instructor training, if you are not already registered in Atlas, go to [Atlas.heart.org](https://atlas.heart.org) to Sign Up. Be sure use the same email address on your provider card to register in Atlas. If you are already registered, provide that same email address to the TC for Step 3, Option 1.

STEP 3 Enroll in an Instructor Class

Option 1: The TC will enroll you in an Instructor class, and you will receive an email notification you have been added to the Instructor class.

OR

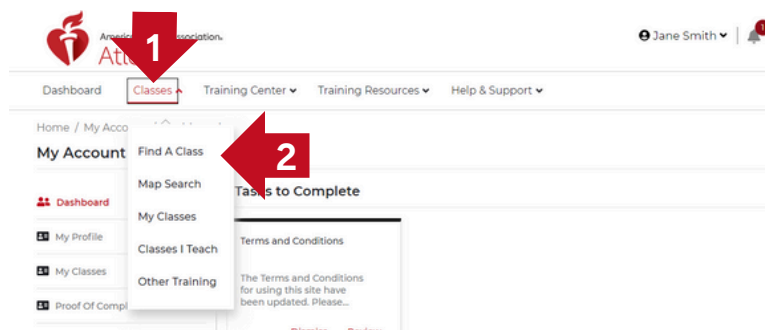
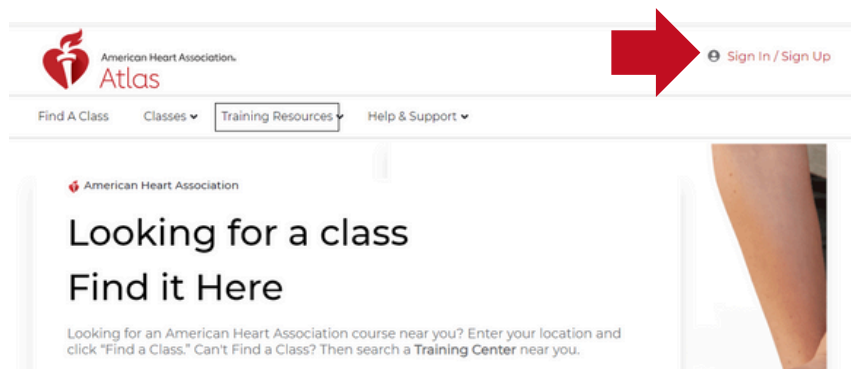
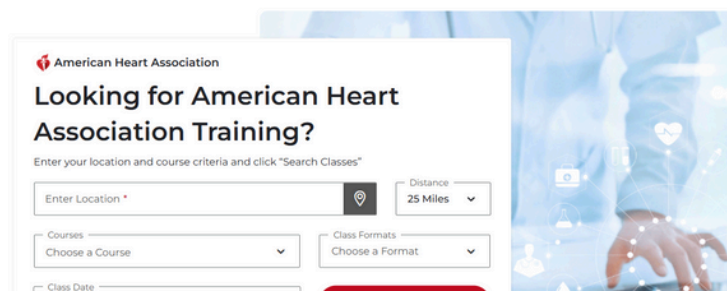
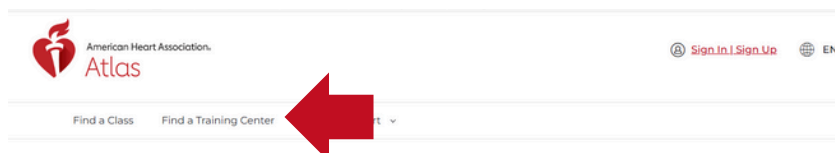
Option 2: The TC will direct you to find their Instructor class using the Find a Class tool in Atlas, and you can request to enroll directly.

From: no-eccreply@heart.org <no-eccreply@heart.org>
Sent: Thursday, June 20, 2024 9:24 AM
To: CPR & First Aid Communications <cpfirstaidcomms@heart.org>
Subject: Class invite

*** CAUTION: This email originated from outside of the American Heart Association. ***
Do not click links or open attachments unless you recognize the sender and know the content is safe.

Dear Jane ,

You are invited for the class BLS Instructor.

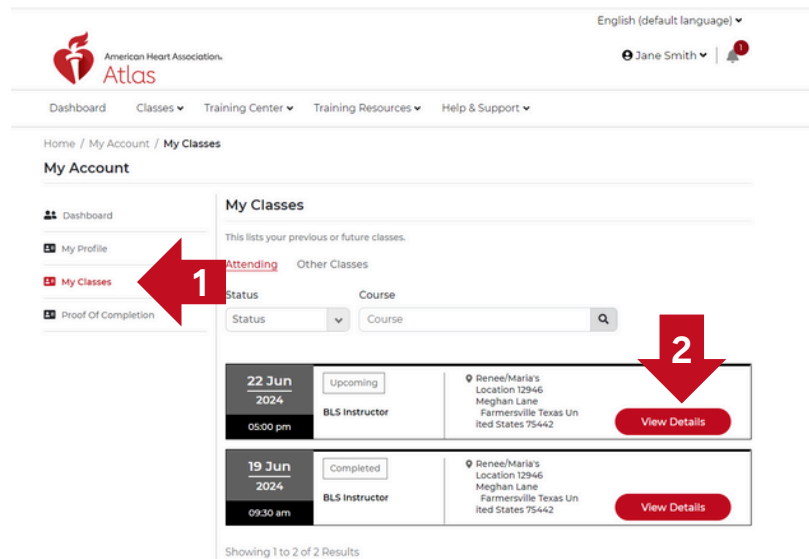


How Do I Become an AHA Instructor?

STEP 4

Complete Instructor Class Requirements

You are now registered for the Instructor class: complete the online portion, the in-person portion, and the monitoring portion of the course.



English (default language) ▼
Jane Smith ▼

Dashboard Classes Training Center Training Resources Help & Support

Home / My Account / My Classes

My Account

Dashboard My Profile My Classes Proof Of Completion

My Classes

This lists your previous or future classes.

Attending Other Classes

Status Course

Status Course

22 Jun 2024	Upcoming	BLS Instructor	Renee/Maria's Location 12946 Meghan Lane Farmersville Texas United States 75442	View Details
19 Jun 2024	Completed	BLS Instructor	Renee/Maria's Location 12946 Meghan Lane Farmersville Texas United States 75442	View Details

Showing 1 to 2 of 2 Results

STEP 5

Your TC Issues Your Instructor eCard

After the TC finalizes their roster for your Instructor class, you will receive an email notification that your Instructor eCard is ready, as well as a notification tile on your dashboard in Atlas.

From: no-eccreply@heart.org <no-eccreply@heart.org>
Sent: Thursday, June 20, 2024 9:35 AM
To: CPR & First Aid Communications <cprfirstaidcomms@heart.org>
Subject: vieweCard

*** CAUTION: This email originated from outside of the American Heart Association. ***
Do not click links or open attachments unless you recognize the sender and know the content is safe.

Dear Jane,

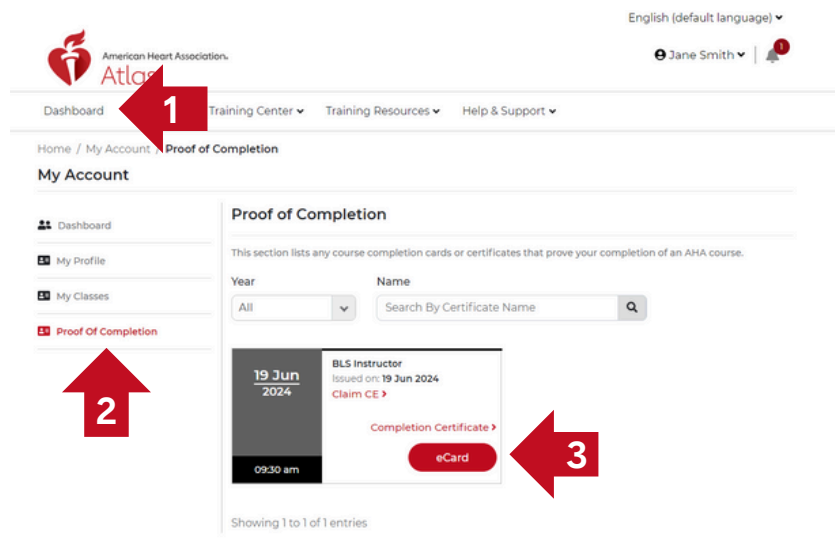
Your eCard for BLS Instructor is ready.

STEP 6

Access Your Instructor eCard

Log in to Atlas to access your Instructor eCard.

1. Go to your Dashboard
2. Select Proof of Completion on the left-hand menu
3. Find the Instructor eCard listed under Proof of Completion, and select the eCard button on that tile



English (default language) ▼
Jane Smith ▼

Dashboard Training Center Training Resources Help & Support

Home / My Account / Proof of Completion

My Account

Dashboard My Profile My Classes Proof Of Completion

Proof of Completion

This section lists any course completion cards or certificates that prove your completion of an AHA course.

Year Name

All Search By Certificate Name

19 Jun 2024	BLS Instructor Issued on: 19 Jun 2024 Claim CE	Completion Certificate	eCard
-------------	--	------------------------	-------

Showing 1 to 1 of 1 entries

How Do I Become an AHA Instructor?

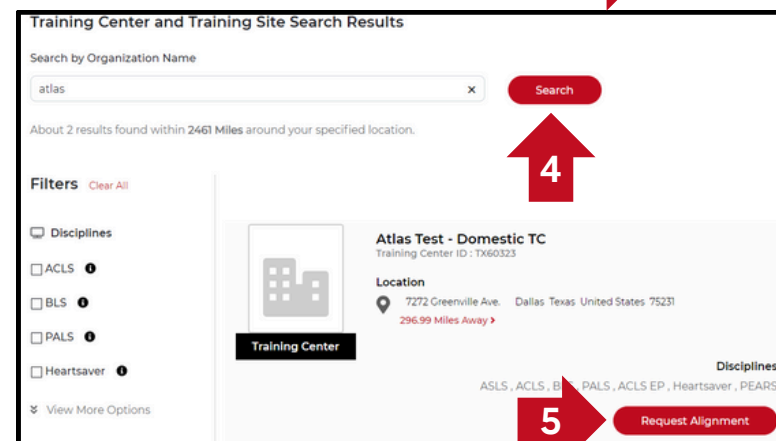
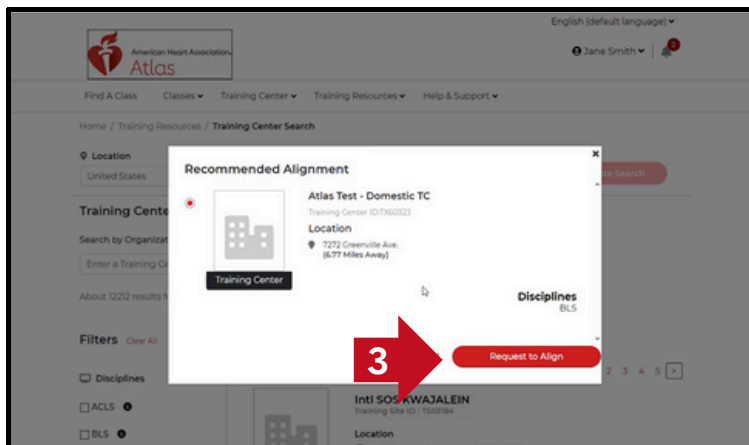
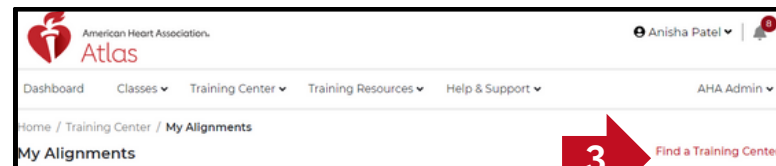
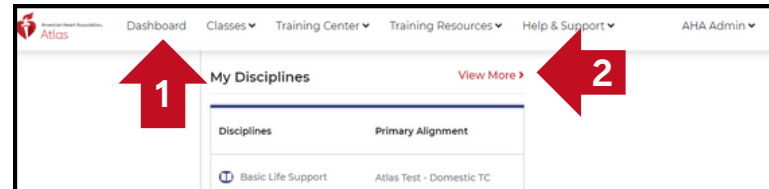
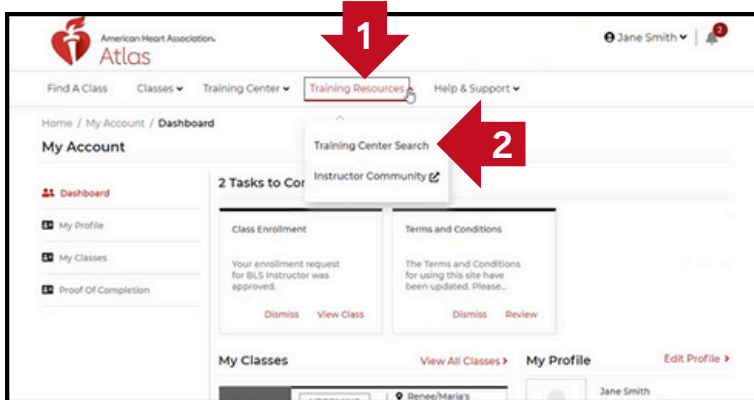
STEP 7

Align with Your TC/TS

Option 1: After your Instructor eCard is delivered, go into your alignments and request to align with your TC. Your alignments identify the TCs or Sites with which you are an Instructor.

OR

Option 2: Go to your Dashboard in Atlas, scroll down to the bottom of the page to "My Disciplines" and select "View More." Select "Find a Training Center," to search for the TC with which you received your Instructor eCard, and select "Request Alignment."



STEP 8

You are Now an Approved Instructor

Check your Dashboard in Atlas and scroll down to My Disciplines to confirm your TC/TS has accepted your alignment request. Once the alignment shows on your Dashboard, you are an approved Instructor with that TC or Site.

